



**Australian
Bowhunters
Association**



Rules for National Archery Games

**Revised and Consolidated: 1 March, 2017
Australian Bowhunters Association Inc.**

Table of Contents

National Field Round.....4

National 3D Round30

Aussie Field Round39

National Indoor Round41

Knife Throwing Rules for Competition42

Tomahawk Throwing Rules for Competition.....45

Guidelines for the Safe use of Practice Butts.....48

Bow Check Policy50

Rules for Amateur Status53

Professional Rules59

Policy for Non-ABA Member Participation63

Other Relevant Policies65

Code of Conduct72

National Field Round

Rule 1. Philosophy

It is the philosophy of the Australian Bowhunters Association Inc. that field archery is the natural and logical extension of bowhunting, each supporting the other for the benefit of both, having origin in the historic form of instinctive archery. It is the policy of this Association that the ABA National Bowhunter Round shall in all respects encourage, preserve and maintain the practices of the instinctive format of field archery. The Association also acknowledges the increasing technology of archery equipment and in accordance with the Associations objectives provides a National Sighted Round to recognize the development of modern archery equipment. In so providing, the rules for the National Sighted Round, other than for equipment used, shall mirror that of the National Bowhunter Round.

Rule 2. Application

These rules are designed for maximum application in Branch, State and National Title tournaments.

Where it is impracticable to provide full division of competition grades and shooting divisions, the Club, Branch, State or National organisers shall exercise such discretion as necessary, and adapt such grades and divisions in any combination or combinations, as is desirable and necessary.

Rule 3. Eligibility

These rules shall be the standard requirements for Official Competitions recognised by ABA Inc. and are to be complied with in all respects, other than where discretion is granted by the Shoot Director or their representative.

All competitors in Branch, State, and National Titles must be members of an affiliated Club and members of the Association. This Rule does not apply to ABA Inc. members who for reasons of location or occupation and lifestyle are unable to join an affiliated Club.

A person, who is not a financial member of ABA Inc. shall not be permitted to compete in an Official ABA Inc. Shoot/Competition at any level, except where provided under these rules.

Proof of membership must be provided if asked for by the shoot director or their representative.

Rule 4. Entry Qualification

No restriction shall exist, other than as provided under the eligibility Rule, for qualification to enter the ABA Inc. competition program at any level whatsoever.

Rule 5. Competition Status

All ABA competition shall be of amateur status, except that should a need arise to recognise professional competitions or competition division in Australia, definition of status shall be according to:

- a) the Rules governing amateur competition as defined herein
- b) the Rules governing professional competition as defined herein

Where professional competition is introduced, the names of all persons competing as professionals shall be entered in a National Register maintained for that purpose.

No Branch, State or National Australian ABA Title competition will be recognised without the competition being approved as such by the National Vice-President, Field Division. Application to hold a Title competition shall be made at least six (6) months prior to the event. No approval shall be granted where all requirements of A.B.A competition have not been met.

Rule 6. Competition and Shooting Styles:

Official Shoot: An Official Shoot shall include:

- a) Inter-Club Shoots conducted as part of the ABA Inc. Branch program under control of Branch ABA Inc., on a monthly basis.
- b) Branch Championships.
- c) State Championships.

- d) Australian Championships.
- e) One shoot per month by a Branch or Club where an Official ABA monthly inter-club shoot program has not been introduced.
- f) Such other shoots as approved by the ABA Inc.

Shooting Grade: A representative measurement of skill against determined levels of scoring based only on results of scores shot at Official Shoots, other than for a Clubs initial grading.

All Shooting Styles:

- a) All arrows used shall be identical in length, weight, diameter, fletching's and nocks, without regard to colour and allowance for wear.
 - b) Bow weight shall not be adjusted during a round unless instructed by the Shoot Director or their representative.
 - c) An archers arrows must be clearly identified with one, two or three rings on the back half of the arrow. Arrows should be shot in the correct numerical sequence (1, 2, 3). If an arrow is shot out of order, the archer is to advise the Group Captain who will then direct the sequence for the remaining arrows.
 - d) Target identification cards may be carried. These should be without sight marks or indicators.
 - f) A bow quiver installed on the opposite side of the sight window with no part of the quiver visible in the bow window is permitted. Arrows must be used from this quiver if installed.
- e) Arrow nocks cut into the shaft are not permitted in any bow division.

Bowhunter:

Equipment shall conform to the basics of instinctive barebow archery and shall be limited to:

- a) Bow, arrow, string and accessories shall be free from sight marks, blemishes, and/or laminations which could be used for aiming. Manufacturers markings/laminations are exempt.
- b) No device of any type that may be used for sighting may be used or attached to the archer's equipment.

- c) One consistent nocking point only is permitted, which may be indicated by 1 or 2 nock locators. If 2 locators are used, the arrow must be nocked between the locators.
- d) One consistent anchor point is required. String walking and/or face walking are not permitted.
- e) Brush buttons and/or string silencers no closer than 12" above or below the nocking point, and bow quiver installed on the opposite side of sight window. Stabilisers not exceeding 12" are permitted. The measurement of the stabiliser shall be defined as the total length of the stabiliser including all other attachments (e.g. vari-weight systems and compensators), and shall be measured from the back of the bow.
- f) Draw checks, manufactured or home-made, which are not an integral part of bow manufacture, or design, are not permitted.
- g) One or two string stoppers may be used provided they lie outside the line of vision and cannot be used for aiming. The bracket of the string stopper may only have attachments to allow the bracket to function and may not incorporate attachments that give the bracket the function as a counter weight.

Sighted Division:

Equipment shall conform to that provided as follows and shall be applicable for all Adult and Junior Sighted Division archers.

Cub Sighted Division archers may only shoot Freestyle Limited - Recurve & Compound (FS) or Freestyle Unlimited (FU)

Freestyle Limited - Recurve and Compound (FS)

- a) Any type of sight is permitted.
- b) Release aids are not permitted.

Freestyle Unlimited (FU)

- a) Any type of bow, sight or release aid is permitted.

Bowhunter Unlimited (BU)

- a) Any type of bow and release aid is permitted. A sight with a maximum of 5 and a minimum of 3 pins that must not be moved during a round will be allowed.
- b) Pin sights are to be of straight stock from point of anchor to sighting points with only one sighting reference possible from each pin or reference point. Hooded pins or scope sights are not permitted.
- c) Release aids are permitted.
- d) A kisser button or string peep sight will be permitted but not both. No form of magnifying device or lens may be incorporated in, or attached to, the peep sight.
- e) Pin Guards/brush guards may be used provided that the distance between the bottom of the top guard and the top pin must be greater than the distance between the top pin and the next highest pin. The same clearance as for the top sight pin applies also to the bottom pin and the bottom guard.
- f) The use of a levelling device is permitted as part of the pin/brush guard and shall be considered part of the pin/brush guard for all measurements and references.
- g) One permanent nocking point only, is allowed on the string. Nocking point may be marked by one or two nock locators. A D-Loop is permitted.
- h) A bow quiver installed on the opposite side of the sight window with no part of the quiver visible in the bow window is permitted. One straight stabiliser, coupling device included, if used, not exceeding twelve inch as measured from the back of the bow may be used. No forked stabiliser or any counter balance will be legal. The plunger (where the stabiliser is screwed in) is part of the stabiliser.

Bowhunter Limited - (BL)

- a) Same rules apply as for Bowhunter Unlimited except that release aids are not permitted.

Rule 7. Fees

Nomination fees charged at Official ABA shoots shall be at the discretion of the Branch or Club concerned.

Prospective members are provided with ABA Inc. Insurance for a period of three months prior to joining the association.

Non-ABA Inc. archers are able to participate, but not compete, in ABA activities with full insurance coverage as outlined under the “Non-ABA Participation Policy”.

Rule 8. Official Shoots

All Official Shoots, whether conducted as part of a Branch Inter-Club Program or by a Club, shall be notified in advance to the Vice-President of the Field Division and any Shoot, not so notified, shall not be recognised as an Official Shoot.

The score results for all Official Shoots are to be listed and forwarded to the National Score Recorder showing the scores for the 3 arrow and 1 arrow rounds as separate scores within 14 days after the completion of the event. Where results are not forwarded to the National Score Recorder recognition as an Official Shoot shall be withdrawn.

Rounds for Official Shoots shall be:

Club and Inter-Club Branch Program

One round, complete and separate, by 20 official ABA target faces using 3 arrows, and 1 round, complete and separate, by 20 official ABA targets faces using 1 arrow.

Branch and State Titles

Two rounds by 3 arrows and 2 rounds by 1 arrow as above, provided that a Branch Title may comprise 1 round by 3 arrow and 1 round by 1 arrow and the format of such other rounds as recommended to and approved by the Vice President, Field Division.

National Titles

As determined by the National Field Executive, from time to time.

Rule 9. Shoot Divisions and Grades

The application of official Divisions and Grades shall be at the discretion of the Shoot Director, subject to numbers participating in a particular competition, and subject to:

Divisions for all Official ABA Shoots shall be:

Adults, Juniors and Cubs: Bowhunter Compound, Bowhunter Recurve, Traditional Longbow, Modern Longbow and Historical Bow each providing for male and female divisions.

Veterans: Veterans Bowhunter providing for male and female divisions.

Adults and Juniors: Freestyle Limited, Freestyle Unlimited, Bowhunter Limited and Bowhunter Unlimited, each providing for male and female divisions.

Cubs: Freestyle Limited, Freestyle Unlimited each providing for male and female divisions.

Veterans: Sighted providing for male and female divisions.

Where agreement has been reached by majority decision, a Branch may elect to combine male and female divisions for official shoots.

Age for Veterans Division is 55 years. The decision to participate in the veteran division is not binding on subsequent competitions. The Veterans Division shall have no grades.

Juniors: All persons under 17 years of age and over 13 years of age, as of date of commencement of a competition, shall compete in the Junior Division and this Division shall be graded.

Cubs: All persons under 13 years of age, as of date of commencement of a competition, shall compete in the Cub Division and this division shall be graded.

Cubs are permitted to use release aids on the proviso that they have been deemed to be proficient in the use of a release aid. This shall be judged by the Club Coach, or in their absence, the Branch Coach.

A member may be graded in each Shoot Equipment Division, where Grades shall be:

Bowhunter Division Grades for Adults, Juniors and Cubs

Award Status only	
Grand Master	700 plus
Master	650 plus
Cub/Junior Advanced	650 plus
Competition Status	
A Grade Compound	600 plus
B Grade Compound	400 plus
C Grade Compound	400 minus
A Grade Recurve	520 plus
B Grade Recurve	400 plus
C Grade Recurve	400 minus
A Grade Longbow Modern	520 plus
B Grade Longbow Modern	400 plus
C Grade Longbow Modern	400 minus
A Grade Longbow Traditional	500 plus
B Grade Longbow Traditional	400 plus
C Grade Longbow Traditional	400 minus

Sighted Division Grades for Adults, Juniors and Cubs

Award Status Only	
Grand Master All Divisions	780 plus
A Grade Freestyle Limited Compound	700 plus
B Grade Freestyle Limited Compound	600 plus
C Grade Freestyle Limited Compound	600 minus
A Grade Freestyle Limited Recurve	700 plus
B Grade Freestyle Limited Recurve	600 plus
C Grade Freestyle Limited Recurve	600 minus
A Grade Freestyle Unlimited	760 plus
B Grade Freestyle Unlimited	700 plus
C Grade Freestyle Unlimited	700 minus
A Grade Bowhunter Limited	700 plus
B Grade Bowhunter Limited	600 plus
C Grade Bowhunter Limited	600 minus
A Grade Bowhunter Unlimited	740 plus
B Grade Bowhunter Unlimited	680 plus

Where it is impractical for a Club or Branch to provide the full scope of grades and divisions, Shoot Organisers shall adopt such grades and divisions in any combination, as is desirable and necessary.

Style and Division nomenclature

A full description of individual recognised Styles and Divisions is shown in the following table:

	Professional		Adult		Trad Peg		Veteran		Junior		Cub	
	Female	Male	Female	Male	Female	Male	Female	Male	Female	Male	Female	Male
Freestyle Limited Recurve			AFFS(R)	AMFS(R)					JFFS(R)	JMFS(R)	CFFS(R)	CMFS(R)
Freestyle Limited Compound			AFFS(C)	AMFS(C)					JFFS(C)	JMFS(C)	CFFS(C)	CMFS(C)
Freestyle Unlimited			AFFU	AMFU					JFFU	JMFU	CFFU	CMFU
Bowhunter-Compound Recurve			AFBH(R)	AMBH(R)	TFBH(R)	TMBH(R)			JFBH(R)	JMBH(R)	CFBH(R)	CMBH(R)
Bowhunter-Compound Unlimited			AFBH(C)	AMBH(C)					JFBH(C)	JMBH(C)	CFBH(C)	CMBH(C)
Bowhunter Limited			AFBU	AMBU					JFBU	JMBU		
Longbow Traditional			AFBL	AMBL					JFBL	JMBL		
Longbow Modern			AFLB(T)	AMLB(T)	TFLB(T)	TMLB(T)			JFLB(T)	JMLB(T)	CFLB(T)	CMLB(T)
Historical Bow			AFLB(M)	AMLB(M)	TFLB(M)	TMLB(M)			JFLB(M)	JMLB(M)	CFLB(M)	CMLB(M)
Sighted			AFHB	AMHB	TFHB	TMHB			JFHB	JMHB	CFHB	CMHB
Un sighted							VFFU	VVFB				
Unlimited T.B.A.	PFFU	PMFU		ATBA				VFBH	VMBH			

Rule 10. Adjustments of Grading

- a) A score for grading purposes shall be the combined total score of scores shot on a 3 arrow round and a 1 arrow round of an Official Shoot, other than for a Club's initial grading of a member.
- b) A member shall initially compete in 3 grading shoots at Club level. Results of these shoots shall be recorded by the Club and forwarded to the Branch Score Recorder for determination and registration of official grade. The member shall be notified of their official grade by the Branch Score Recorder. At an official shoot if a member does not have an initial grade from a Club, the member will be graded after the grading round and compete in that grade for the current official shoot and future shoots subject to the provisions of Rule 10.
- c) Regrading of a member shall occur on the basis of scores shot at Official Shoots only. Where no Branch or Inter-Club Shoot program is in operation, grading shall be adjusted on the results of the Official Club Shoots.
- d) Upgrading of a member shall occur automatically when that member shoots scores higher than that attached to his or her present grade at 3 Official Shoots over any 12 month period. In the case of the Grand Master Award, the Official Shoots must be consecutive.
- e) Downgrading of a member shall occur automatically when that member shoots three (3) consecutive scores of a lower grade, than that attached to his or her present grade at Official Shoots for a period of 12 months. If a member does not record any scores in any 12 month period then they shall be regraded using the grading methods as provided at Rule 10(b).
- f) Progression from Cub to Junior and Junior to Senior Divisions shall be automatic on exceeding the age limit. Those progressing on Age will be classified as ungraded and will be graded on their first grading score at competition.
- g) The issue by Clubs or Branches of a card stating a member's grade is recommended.
- h) Any archer, who completes a National, State or Branch Championships in a medal position, will be regraded accordingly using the completed round scores, for future competition.

- i) That score results for all Official Shoots be listed and forwarded to the National Score Recorder showing the scores for the three-arrow and one-arrow rounds as separate scores within 14 days after the completion of the event. Where the results are not forwarded to the National Score Recorder within 14 days after the completion of the event and no satisfactory explanation is supplied, recognition as Official Shoot scores shall be withdrawn.

Rule 11. Targets

For all Official Shoots, targets must be approved ABA targets, set at distances laid down herein for series used. Social or fun shoots organized by a Club or Clubs may use targets at the discretion of the organisers, however such targets must conform to ABA policy in regard to the use of contentious targets or animal faces.

Target distance for all designated Official Shoots shall be as follows:

Series	Seniors/Veterans Min - Max	Juniors Min – Max	Cubs Min - Max
1	5.6m to 8.4 m	5.6m to 8.4 m	5.6m to 8.4 m
2	12m to 18m	9m to 13.5m	6m to 9m
3	16m to 24m	12m to 18m	8 m to 12m
4	24m to 36m	18m to 27m	12m to 18m
5	32m to 48m	24m to 36m	16m to 24m

Targets may be set at any distance within the minimum and maximum adjustment, and no more than one target per series shall be set at the minimum and maximum distances allowed.

The Official Round shall provide 20 targets, being four targets of each of the 5 series approved. A round may include, subject to the approval of the Shoot Director, a maximum of two positional shots, that is, tree stands (see Definitions 9).

All field archery target faces when erected on the butt shall be vertical or within 10 degrees of vertical.

All field archery target faces when erected on the butt shall be within 10 degrees of square of the shooting peg.

Rule 12. Shooting Position

The Shooting Position shall be suitably identified by a marker which shall carry the following identifying colours:

Seniors: Red

Juniors: Green

Cubs: Yellow

The shooting positions for Official Shoots must be changed for each and every shoot.

Where competitor numbers require, two shooting positions for each target may be adopted, provided that in the case of series 1 and 2 targets, 2 target faces will also be provided and be positioned side by side on the target butt. Those competitors who shoot from the left marker for the first 10 targets shall shoot from the right marker for the last 10 targets, and those who shoot from the right for the first 10 shall shoot the last 10 from the left marker.

The shooting position shall be such that NO part of the body trunk shall be forward of the Marker. In the standing position one (1) foot MUST touch the marker. A radius of positions adopted shall be the distance of spread used in a normal standing stance.

Stretching outside this shooting position radius, for what might appear to be a better arrow flight path, is not permitted.

Shoot Directors shall ensure that in setting out an Official Course that all shots are possible from this position. Particular attention is to be given to Juniors, Cubs, Left-handed competitors, Light-weight bows and Longbows.

Targets are not to be purposely obscured from view. Some degree of difficulty is permissible; however no part of the total score areas may be totally obscured.

Range Captains are to ensure that the shooting position for a Cub is such that Cubs will have a level footing.

Rule 13. Scoring

Scoring shall be on the diminishing score system:

$1A = 20$

$1B = 18$

$1C = 16$

$2A = 14$

$2B = 12$

$2C = 10$

$3A = 8$

$3B = 6$

$3C = 4$

Approved target faces shall have three score zones: A, B and C. A and B zones will comply with the formula in the table below. The C zone shall be the hair/hide line as approved by the National Executive.

<i>Target Group Size</i>	<i>A Zone Diameter</i>	<i>B Zone Diameter</i>
1	40 mm	80 mm
2	80 mm	160 mm
3	110 mm	220 mm
4	130 mm	260 mm
5	150 mm	300 mm

No arrows in the target butt may be touched until the arrows have been scored.

Designation of responsibilities for Shoot Groups shall be at the discretion of the group members. A suggested method for designating roles shall be:

Group Captain	1 st name on card
Scorer	2 nd name on card
Arrow Puller	3 rd name on card
Checker	4 th name on card

All scores are to be totalled and checked on completion of each round. The total score is to be initialled as correct and the score card handed in to the Shoot Director or Official controlling the Shoot. No corrections to the score card will be permitted once the scores have been officially recorded.

Arrows passing through the target face but still in the butt may be pushed back by the Group Captain, and scored accordingly.

Skids or glances off the ground, or significant deflections from other surfaces, into the target shall not be scored. 'Bounce-outs' and pass throughs' believed to have hit the scoring area shall be re-shot if agreement cannot be reached as to the score of the arrow.

An arrow hitting another within the target and remaining embedded in that arrow shall have the same score as that arrow.

Where a line separates one scoring zone from another, the line shall be in the lower scoring area. The higher score zone must have been actually penetrated by the arrow, however minimally to record the higher score.

In the case of tied scores all archers achieving that score shall be recognised with equal ranking.

An archer who shoots arrows in excess of the prescribed number shall lose the score of the arrow or arrows of the highest value.

Rule 14. Course Approval

All courses for an Official Shoot shall be inspected and approved by the Shoot Director and no shoot shall be recognised as an Official Shoot without such approval being granted.

In the case of an Official Shoot the course shall not have been previously shot.

Rule 15. Safety

The Shoot Director shall adjudicate on safety issues on the course and in all matters the Shoot Director's decision shall be final.

Group Captains shall be responsible for the conduct of the group during the shoot and shall ensure that each member of the group observes requirements of shoot conduct and format. Officials shall assist as required by the Shoot Director.

Rule 16. Shoot Rules

Shoot Groups shall not be less than 3 persons and not more than 6. The preferred number is 4. Numbers may be increased where 2 shoot positions are provided.

One group shall not hold up a following group by looking for lost arrows. Enough arrows shall be carried so that each member may continue shooting and return to find missing arrows when shooting is finished.

In the case of a group looking for lost arrows, one archer shall remain in clear view in front of the target face.

If for any other reason a group is holding up another group, the following group may be permitted to pass through.

No person shall move forward of the shooting marker without the permission of the Group Captain. No person may move forward to inspect the location of score zones, prior to shooting the target. No person shall return to the shooting position other than in the case of an arrow passing completely through the butt or a bounce out, and shall do so under the direction of the Group Captain.

No member may practice on any target of a course that is to be used for an Official Shoot, other than in the interests of safety; the Shoot Director or Delegate may shoot any part of the Course to check for safety aspects.

The host Club shall initially lay out the Official Course/s according to the requirements.

Prior to an Official Shoot, all equipment shall be checked by the Shoot Director and/or delegates to ensure that equipment complies with the requirements and that the equipment is in good order and repair. Responsibility for equipment compliance for a shoot division remains the sole responsibility of the archer.

An archer is not permitted to consume alcohol from the commencement of their day's shooting until the archer has completed all shooting activities. This includes all practice butt and warm-up activities as well as specialty and novelty events. An archer transgressing this rule shall be disqualified from that day's competition.

No broadhead arrows are to be brought onto the course except as prescribed for a particular event as determined from time to time.

Clothing suitable for the sport is to be worn with safety, including visual safety, being the most important consideration and particular attention is to be given to the choice of footwear, that is, covered in shoes.

Cubs must walk between adult members of the shoot group when moving from target to target.

Cubs and Juniors may shoot with their parents in all levels of Official Competition under the following provisions:

- a) That there must be an independent Group Captain responsible for the direction of the group
- b) Only one parent and child from a family may be in the same group
- c) Parents are responsible for the behaviour of their child
- d) Requests for parents to accompany children must be made at the time of registration

Arrows must be carried in an appropriate quiver.

Rule 17. Special Attention

Special attention by all Clubs and Branches is to be directed to the physical ability of members to draw a bow with due consideration to all aspects of safety and to any possible adverse effect to the user.

Particular attention is to be given to bow weights used by Juniors and Cubs, and where any Junior or Cub is considered to be unable to effectively control his or her bow, because of weight factors, the matter is to be discussed with the Junior or Cub's parents.

It shall be at the absolute discretion of the Shoot Director whether bow weight shall be reduced, or a lighter bow is to be used, or whether the member involved is permitted to continue shooting.

A minimum test of ability to control bow weight shall be to draw the bow to full draw, 3 times, in the correct method, to the satisfaction of the Shoot Director or their representative.

Rule 18. Awards

Standing awards for the field competition shall be the score Proficiency Patch, the Master Bowman Badge, Cub and Junior Advanced and the Grand Master Badge. The master bowmen badge and junior/cub advance badges shall be obtained by achieving the required grading score in three official grading rounds in a 12 month period. Proof of obtainment from the Branch Score Recorder is required before purchasing these badges.

The Grand Master Badge shall be obtained by achieving the required grading score in three consecutive Official grading rounds.

The Grand Master Award shall only be made and presented by ABA National. No award will be made where satisfactory evidence is not presented

that all competition requirements have been met. Application for Grand Master shall be endorsed by the Branch Management Committee that all requirements for an Official Shoot were met.

National Record Scores may only be shot at the National Title Shoot.

Rule 19. Host Club

The following minimum standards are to be provided before an Official Shoot may be allocated to an accredited Club as Host Club for a Branch Inter-Club Shoot, a Branch or State or National Title:

- a) provide adequate ranges to host the particular tournament as appropriate
- b) provide adequate practice ranges/butts and practice target faces suitable for the shoot to be hosted
- c) provide adequate parking space; provide adequate camping space.
- d) provide adequate toilet and shower facilities for numbers attending, (simple bush type is acceptable subject to hygiene requirements) and provide an adequate fresh water supply.
- e) provide adequate Canteen facilities. Prices are to be reasonable.
- f) provide a separate covered area for shoot control point together with tables as required by the Shoot Director.
- g) to be a Club affiliated/associated with the Australian Bowhunters Association and to comply with ABA policy in all respects.
- h) to obtain prior approval of the Branch Controller for all media publicity of Club activities as such publicity affects National Policy regarding Field Archery and Bowhunting.
- i) acceptance of nomination to host an Official ABA Shoot carries automatic acceptance of requirements. A plea of ignorance of the Rules for Shoots will not be accepted. Additional funds may be available for national events with prior approval from the National Executive.
- j) where a Club fails to observe these Rules for Shoots, the Branch Management Committee may require the Club to show cause why the Club should not be recognised as a Host Club and may, on a majority decision of that Committee, suspend the Club as a Host Club for a

period not exceeding twelve months or to recommend to the National Executive such recommendations as considered necessary.

Rule 20. Operation

Applications for amendment to the Rules for Shoots are to be forwarded to the Vice-President of the Field Division and must carry the recommendation of the Branch Management Committee.

The Rules for Shoots may be amended from time to time by the National Executive as provided by the Constitution and Rules of the Association.

DEFINITIONS

1. Range Finders may not be used in any Division in the ABA National Round except as specified.
2. **Traditional Longbow Division** (short name “TLB”) The definition of a TLB shall be:-
 - a) A one piece straight ended bow of any material, whether glued up of one or more laminations of materials, which when strung displays one continued unidirectional curve from the riser ends to the tips, which is measured as follows: When the strung bow is placed in a vertical position the angle as measured between the tangent of any point on the limb and an imaginary horizontal line must always decrease as this point is moved further away from the bow grip or riser ends. If there are any doubts about the curve being continuous and unidirectional then a string line stretched on the back of the bow from the riser ends to the commencement of the limb tip overlays will not show any gaps under it. If there are any gaps then the bow will fall into the MLB or Recurve Division.
 - b) The tip reinforcing may not exceed 25 mm in height, measured from the surface of the back of the bow limb, and may not exceed 50 mm in length, measured from the centre of the string groove towards the bow centre.
 - c) The bow may contain a window and an arrow shelf. The side of the window shall be curved over the full length of the window and rounded off at the point where the window intersects with the top of the riser or top bow limb. The window must not be cut past centre

shot. The window and arrow shelf may be padded with leather or other material.

- d) The arrows, belly, bow grip, bow window, string and arrow shelf shall be free of any marks or blemishes that may be used as sighting aids. Manufacturers markings are exempt.
 - e) Any additions to the bow for the purpose of stabilization, levelling, sighting or draw checking are not permitted, and the inclusion of any of these items may cause the bow to be assessed as falling within the MLB or Recurve Division.
 - f) Only one knocking point shall be allowed on the string, which may be by one or two nock locators; if two nock locators are used the arrow must be nocked between them.
 - g) Arrows shall be wooden shafted. Fletched with feathers, and must be of the same length fletch and pile, with due allowance for wear and tear. Arrow nocks cut into the shaft are not permitted.
 - h) The bow must be shot with the 'Mediterranean' loose. In the case of physical deformity or handicap special dispensation shall be allowed.
 - i) One consistent anchor point shall be used and face walking is not permitted.
3. **Modern Longbow Division (MLB):** - the definition of a MLB under this sub-section shall be:
- a) A generally straight ended bow assembled from one or more sections of any material, whether glued up of one or more laminations of materials, which when strung displays a curvature from the riser ends to the limb tips. When strung the bow may display a slight reflex/deflex in the curvature of the limbs. PROVIDED the string ONLY touches at the string groove nocks. Any following of the string along the belly side of the bow limbs will classify the bow into the Recurve Division.
 - b) The arrows, belly, bow grip, bow window, string and arrow shelf shall be free of any marks or blemishes that may be used as sighting aids. Manufacturer's markings are exempt.
 - c) The tip reinforcing may not exceed 25mm in height, measured from the surface of the back of the bow limb, and may not exceed 50mm in length, measured from the centre of the string groove towards the bow centre.

- d) The bow may contain a window and an arrow shelf. The window and Arrow shelf may be padded with leather or other material. An arrow rest may be fastened to the window and/ or arrow shelf. A finger or wrist sling may be used when shooting.
 - e) The arrows, belly, bow grip, bow window, string and arrow shelf or rest shall be free of any marks or blemishes that may be used as sighting marks.
 - f) Any additions to the bow for the purpose of stabilization, levelling, sighting or draw checking are not permitted, and the inclusion of any of these items may cause the bow to fall within the Recurve Division.
 - g) Only one knocking point shall be allowed on the string which may be marked by one or two nock locators, if two nock locators are used the arrow must be knocked between them.
 - h) Arrows may be of any material and fletched with any material, and must be of the same length, fletch and pile, with due allowance for wear and tear. The arrow must be free of any marks and blemishes that can be used as sighting aids.
 - i) The bow must be shot using a finger release, and the index finger must touch the nock. In cases of physical deformity special dispensation shall be allowed.
 - j) One consistent anchor point shall be used, and face walking is not permitted.
4. **Historical Equipment Division** the definition under this sub-section shall be:
- a) In this division there shall be no distinction between the different configurations of bow design and material used. There shall be no grades or classes.
 - b) A Historical Bow is a bow recognised as such by the Association and is of known accepted usage during the period preceding the year 1900 and shall be either a self-wood or a composite bow, which is made to a configuration which has established historical precedence. The inclusion of a form of arrow rest/shelf and a sight window cut-in are permitted provided such meet the historical configuration for that bow design. A bow constructed of historical materials, but having no historical precedence shall not be permitted.
 - c) The maximum draw weight of the bow shall not exceed its historical usage. Materials used to construct the bow must be materials

historically used during the period of the bow's historical usage. However, modern glues/adhesives shall be used. Historical glues/adhesives are not permitted.

- d) Historical string materials such as flax, hemp, sinew and other such materials are not permitted. Modern bow string material is not permitted, however B-50 material shall be the standard material.
- e) Arrow shafts shall be made of wood and fletched with natural feather, attached by historical means. Modern arrow points/piles are permitted as are nocks. Arrow nocks cut into the shaft are not permitted.
- f) Accessories such as thumb rings, woven nock positioners etc. are permitted provided that such accessory was used in the historical sense. The onus of fact of historical usage shall rest with the shooter.
- g) The onus shall rest with the shooter to ensure that equipment used is historically correct, and is that recognised by the Association. Documented evidence of authenticity shall be provided by the shooter on request.

5. **Traditional Peg (Trad Division)**

Purpose: To provide an alternative form of the ABA game that is more closely related to traditional distances while at the same time providing for appropriate for traditional bow styles.

Intent: The intention of these rules is to provide an alternative round that equates more closely to archers' perspectives of 'traditional' distances and attempts to provide an alternative round within the current parameters of the ABA game. In no way is it the intent of these rules to detract from the essential elements of the ABA paper round but it is intended to complement those rules.

In all cases, this division is in addition to the 'normal' bow divisions and grades and standard division and grades must be provided as per the ABA Rules of Shoot.

Rules: The Traditional peg is to be placed between the Cub Peg (Yellow) and the Junior Peg (Green). It is at the total discretion of the Range Captain as to where the peg is placed. There are no specific distances or distance 'ratios' other than this.

The 'peg' may be placed beside the Yellow or Green peg, particularly in relation to Group 1 targets, but is never to be placed at a closer distance than the Yellow peg or at a greater distance than the Green peg for each particular target. The peg is to be Fluorescent Orange in colour.

Where a range has not catered for this division and the Shoot Director wishes to include *Trad Peg Division* archers in this division will use the Junior (Green) peg.

The peg does not have to be (but can be) placed 'in-line' with the pegs of the Cubs, Juniors and Adults but would have a two (2) metre leeway either side of the target 'line'. This allows the Range Captain the opportunity to place the peg in a way that would allow challenging (but safe) shots for the archers.

Safety, particularly in respect to other target laneways, is of prime importance. Clear view of the target/score zone is compulsory. Clear view of the peg is essential. Range Captains are encouraged to make use of local terrain and vegetation to provide 'challenging' targets.

All "Traditional" division archers must shoot from this peg. Range Captains are to ensure that all bow styles can shoot clearly from this peg.

Kneeling shots, up to a maximum of four, are allowed. Archers are expected to comply with a kneeling shot unless they have medical dispensation in the form of a doctor's certificate (or similar).

This must be presented to the Shoot Director before competition begins. This is only for adult divisions and not available for Cubs and Juniors. It shall be at the discretion of the Shoot Director as to whether there are separate male and female competitions.

Four Divisions:

- Trad Peg Traditional Longbow
- Trad Peg Modern Longbow
- Trad Peg Recurve
- Trad Peg Historical

Bows must comply with ABA specifications. All Trad Peg bow divisions must use wooden arrows with a minimum of 12" of feathers.

Wherever possible, Trad Peg Division archers will be grouped together to reduce the possibility of arrow damage.

Where archer numbers do not allow separate shoot groups, Trad Peg Division archers would shoot “in order” depending upon the order in which the pegs occur. In the case of pegs being equal distance (for example the Cub and Trad Peg pegs are equal distance) the adult archers shoot first.

A competitor must nominate for Trad Peg division before competition starts and no archer may shoot from the ‘Trad’ peg unless they have nominated for that division. Non-conformity will mean disqualification from the competition.

In all other aspects the ‘rules’ of the game remain as for the ABA game.

Note: It is most important to note that the Trad Peg Division Rules do not replace the standard Longbow, Modern Longbow, Recurve and Historical Bow Divisions as outlined in the Rules of Shoot. The standard divisions must be provided, as per the Rules of Shoot, in all ABA competitions.

6. **TBA Round**

Purpose: To provide an alternative form of the ABA game for people who are not interested in the competition side of archery whatsoever, but might be interested in practising their shooting (3D or ABA) and enjoying the social aspect of archery.

This round does not have any bow divisions, grades, sexes and no limits on the type of equipment used (including range finders). There must be a minimum of two archers and the TBA Division group would participate within the existing shoot structure, shooting from the red peg, but cannot communicate distance information to others. The presentation of medals will be at the discretion of the Shoot Director.

7. All Official Shoots, defined under Rule 8, may be used for grading purposes except:
 - a) the National Titles, where the format is not the official 3 arrow and 1 arrow rounds; and
 - b) subject to that where a Branch Title and a State Title fall in the same month, only one Shoot may be counted for grading purposes.

8. "Tree stands" shall be limited to no less than 1.2 metres square and shall be of safe construction. The shooting position shall be no closer than 300 mm from the forward edge. Access to the stand must be of safe construction, and provide tread with a minimum tread width of 200 mm. In a tree stand, the theory and principle of that of the standing position shall be adopted. Stand construction must comply with local building regulations.
9. Binoculars/Monocular can be used in the ABA national Round, subject to the following:
 - a) Binoculars/Monocular must not be able to be used as a range finding device, that is, there must not be any etching in the lenses nor have a device built-in, or otherwise, that would allow an archer, when focusing on the target, to be able to read a meter, dial or similar apparatus which will give a reading indicating the distance from the archer to the target.
 - b) Archers intending to use binoculars/monocular in an ABA National round are to present them for inspection.
 - c) Shoot Directors are to ensure that those members detailed to conduct bow equipment checks identify binoculars/monocular with similar identification as used in the bow checks. That identification of having been checked is not to be placed in a position which would limit the normal use of the binoculars or monocular.
 - d) Binoculars/Monocular may be used at any time.
 - e) Archers with binoculars/monocular shall not use them to call the fall of arrows for other archers/shooters, except when asked to do so by the competitor.
10. The host Club is responsible for setting distances for an official shoot, and the host Club shall ensure that distances used are within the authorized parameters for designated target series.

No person other than the Club Range Captain shall have knowledge of target distances. The Shoot Director shall be responsible for checking safety aspects of a range.

11. A Grading Round (consisting of a 3 arrow round followed by a 1 arrow round) shall be the first 3 and 1 arrow rounds conducted on the one day. Where other approved rounds are included in a shoot format,

such other approved rounds shall be time-framed to ensure the grading round is conducted on the one day.

12. A Cub or Junior, with parent's consent, and on written notification approved by the Vice President, Field Division, may elect to compete in a higher age Division of competition. On so electing and on being approved and competing in a higher age Division, the Cub or Junior shall not be permitted to return to previous age Division.
13. It is the expectation that an archer will maintain his/her equipment within the manufacturer's safety specifications. It is the responsibility of the archer to ensure that they comply with these specifications for the safety of themselves and the people that they shoot with.

The Shoot Director shall have sole responsibility in any questions relating to equipment safety and it shall be the responsibility of the archer to provide the manufacturer's specifications, and the archer's compliance with these, should their equipment be called into question.

If a Shoot Director believes that an archer's equipment does not comply with these requirements they can ask the archer to modify their equipment before they continue shooting or disqualify them from competition.

National 3D Round

The National 3D round has been designed for use for all levels of competition within the ABA and its affiliate, and associate clubs.

The National 3D round is an alternative round to the IFAA 3D round and does not remove the IFAA round from official competition, but is provided as an alternative to it.

Rule 1. Eligibility: As Defined under the Rules for the National Field Round.

Rule 2. Entry Qualification: As defined under the Rules for the National Field Round.

Rule 3. Competition Status: As defined under the Rules for the National Field Round.

Rule 4. Definition: Amateur and Professional status rules as contained herein. As defined under the Rules for the National Field Round and the National Sighted Round.

Rule 5. Shoot Divisions and Grades: As defined under the Rules for the National Field Round and the National Sighted Round.

Rule 6. Fees: Nomination fees charged at official ABA shoots shall be at the discretion of the National, Branch or Club Committees concerned.

Rule 7. Grades: Grading will be along similar lines to current ABA Grading and archers will need to 'regrade' specifically for the 3D Round. An archer can be initially graded after their first two rounds of 20 targets. After that, current regrading rules as per the ABA National Field Round apply.

If grading from a Standard Round (two arrow two score) then the grading score is obtained by dividing round score by 2 (or halving the round score). Current National Field Round grades shall be used. Ungraded archers will be graded after the first day of competition.

The application of official divisions and grades shall be at the discretion of the shoot director subject to participating numbers in a particular competition.

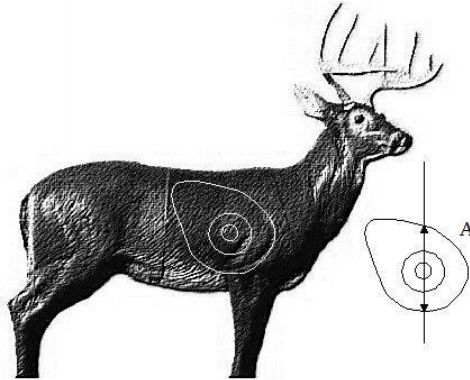
Where it is impractical for a Club or Branch to provide the full range of Grades and divisions, subject to the special conditions of this rule, adopt such

Grades and divisions in any combination as is desirable and necessary. However Veterans Division shall be provided in all Branch, State and National Title competitions.

Rule 8. Rules of Shoot and Targets: The ABA 3D game will be based on a unit of 10 targets with a Round being 20 targets.

A Round can be shot as either two separate 10 target units shot consecutively, which equals 20 targets, or a 10 target unit shot twice; again 20 targets.

There will be four group sizes; Groups 1, 2, 3 and 4 with Group 1 targets being the smallest to Group 4 being the largest (as per standard ABA game).



<i>Group size</i>		<i>Dimension A</i>
Group 4	> 250 mm	> 9 7/8"
Group 3	201 - 250 mm	7 15/16 - 9 7/8"
Group 2	150 - 200 mm	5 15/16 - 7 7/8"
Group 1	< 150 mm	< 5 15/16 "

Two competition Rounds are provided for:

1. Hunter Round – this is a one arrow round

2. Standard Round – this is a two arrow round and both arrows count to the score.

Hunter Round – this will be marked with three separate colour markers one each for Senior, Junior and Cub age divisions.

Standard Round – this will be marked with two pegs for each target. The first peg is the one for calculating averages for course setting. The second peg is to be set between 1 and 5 metres in front of the first peg.

In the Standard Round an archer will fire their first arrow from the furthest peg and then walk forward to the next marker of the same colour to shoot their second arrow. Both arrows will count for scores.

If an arrow is shot from the wrong marker the archer loses the score of the highest scoring arrow.

Wherever possible archers shall shoot ‘two up’, even on single pegged ranges. Shooting position shall be within one metre left or right, and adjacent to the shoot peg.

An archer who believes they are disadvantaged by shoot position may, at the discretion of the Group Captain, shoot from the other side.

The second Junior peg is to be set between 1 and 3 metres in front of the first Junior peg.

Cubs shall shoot from one peg only.

Trad Peg Division archers shall shoot from the Junior Pegs.

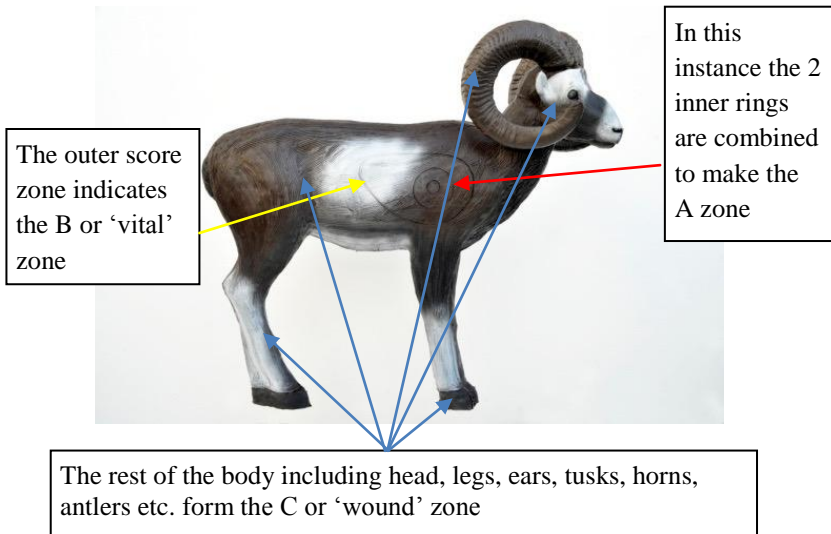
Rule 9. Scoring:

Scoring will be in 3 ‘zones’, A, B and C

A zone will be the ‘kill’ zone and will score 20


B zone will be the ‘vital’ zone and will score 16

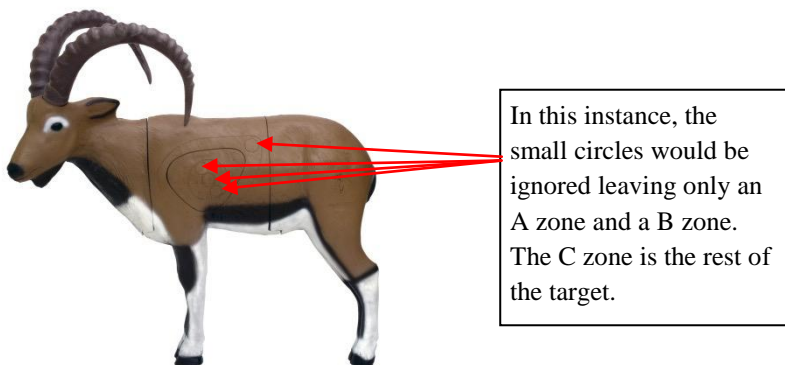
C zone will be the ‘wound’ zone and will score 10



Note: An arrow retained within the target scores as per the appropriate zone no matter where it is embedded in the target.

The exception to this is where the target features an animal sitting on a rock or tree (such as the Delta/McKenzie Rock Rascals) and the arrow hits the rock or tree section of the target and has not hit the animal section. Benefit of doubt goes to the archer if it is too close to call.





Rule 10. Target Distances:

In each 10 target 'unit' there will be:

Three (3) group 4 targets (longest)

Three (3) group 3 targets

Two (2) group 2 targets, and

Two (2) group 1 targets

There is no maximum or minimum distance for each group size but there is an 'average' distance that will guide course setters when building a course. However, no target shall be set at a distance greater than 55m.

Group 1 – 15 metres

Group 2 – 25 metres

Group 3 – 35 metres

Group 4 – 45 metres

There can be a 2 metre variance to this average for all Group sizes.

Junior markers will be set at approximately 70-80% of the Adult distance.

Cub markers will be set at approximately 40-50 % of the Adult distance.

This means that the average distance for the three Group 4 targets should be 45 metres. This is calculated by adding the distance of the three targets and dividing by 3 (the number of Group 4 targets). By using this approach a course setter can set a target at 55m but in order to meet the ‘average’ they will need to have a target at about 35 metres to compensate. Or, because there are three targets for this group, one at 39m and one at 41m.

To explain this further, if the three distances for the Group 4 targets are 55m, 39m and 41m the total distance is 135m; divide this by 3 (number of targets in this group size) and the average is 45 metres – well within the parameters for this target Group. Shortening or lengthening a distance will change the average.

Given that most Course Setters know their ranges pretty well it is plausible that an approximate course layout could be planned before even stepping onto the range to make the task of course building less onerous.

An example of a 10 target unit:

<i>Target No.</i>	<i>1</i>	<i>2</i>	<i>3</i>	<i>4</i>	<i>5</i>	<i>6</i>	<i>7</i>	<i>8</i>	<i>9</i>	<i>10</i>
Group Size	4	3	4	2	3	1	3	2	4	1
Distance	54	34	46	21	35	12	41	23	35	16

In this example:

Group 1: total distance (12 + 16) = 28 divided by 2 (number of targets) = 14 metres – acceptable (even though it’s short of the average by 1 metre it is within the parameters)

Group 2: total distance (21 +23) = 44 divided by 2 = 22 metres – unacceptable (too short, the average should be 25, one or both of the targets will need to be made longer, the total needs to be at least 46m)

Group 3: total distance (34 + 35 + 41) = 110 divided by 3 = 36.6 metres – acceptable (long but within parameters)

Group 4: total distance (54 + 46 + 35) = 135 divided by 3 = 45 – exact average

Targets may be of any manufactured type. Score zones will be those as defined for Mackenzie targets under the IFAA rules.

Where possible a picture of the target to be shot will be placed adjacent to the first shooting peg of each target, and will show the scoring zones for that particular target.

Rule 9. Course Set Up: Common Sense is vitally important when setting out a 3D Range under these rules.

The concept of average distance is based on Group sizes. That is, if you put out a target at a longer distance then you will have to put out a target at an equivalent shorter distance to maintain the average.

There is no specific 'maximum' distance for any group size and the intent of this is to challenge archers to be more accurate with their distance estimation. If a target group has a maximum distance (say 50 metres) then an archer can step to the peg knowing that the target cannot be more 50m away and can set their sights accordingly. With an undesignated maximum the archer will have to be more precise with their "guesstimation".

While it will be good to challenge archers with a couple of longer shots, all archers, experienced and inexperienced, need to be considered when setting the course. Too easy and experience archers will lose interest. Too hard and inexperienced archers will become disillusioned.

3D targets will be freestanding and well-anchored.

Targets may be placed at a point reasonably representing the natural setting. Targets are not to be purposely obscured from view. Some degree of difficulty is permissible; however no part of the total score areas may be totally obscured.

The 3D target will be positioned so that the scoring area is face on to the archer. For group 1 and 2 targets, the target may be angled towards or away from the archer; however such angle shall not exceed 15 degrees. Uphill or Downhill shots ideally, should not exceed 45 degrees.

Targets may be placed in front of existing course butts, or be provided with a suitable type of backstop. There shall be no set distance between the target and butt/backstop.

The Shoot Director prior to the start of competition shall inspect all 3D courses.

Rule 10. Equipment: Equipment for the 3D National Round shall be the same as defined under the Rules for the National Field Round.

Rule 11. Other Items: All other items not covered in these Rules shall be as defined by the Rules for the National Field Round.

Example Grid

Group 1	Group 2	Group 3	Group 4
Average 15	Average 25	Average 35	Average 45
1	1	1	1
2	2	2	2
		3	3
Total	Total	Total	Total
Total must be between 26m and 34m	Total must be between 46m and 54 m	Total must be between 99m and 111m	Total must be between 129m and 141m

This grid can be used in one of two ways:

1. Fill in the grid before walking on the course so that you know the distances that you are going to set and that the distances you have chosen fit the parameters of the game.
2. Fill in the grid as each target is set on the course knowing that the last target of each group must bring the total between the parameters set in the last line.

Aussie Field Round

Rule 1. Philosophy: The Aussie Field Round is designed to offer an alternative game which incorporates the principles of both the ABA National Round and the International Round.

The Round provides for maximum flexibility in shooting Divisions, without the need to establish additional ranges, and at the same time increasing the number of arrows shot during a round.

Rule 2. Range Construction: The Aussie Field Round distances and Shooting Peg identification shall be that which apply to the ABA National Round. Note that distances shall not be marked.

Rule 3. Competition Grades: The use of competition Grades shall be at the discretion of shoot organisers, but where so provided, the Grades of the ABA National Round shall apply.

Rule 4. Official Shoots:

The Standard Aussie Field Round

The Standard Aussie Field Round shall consist of 20 official circular Aussie Field Round target faces. Three (3) arrows shall be shot at each target.

Scoring for the Standard Round shall be:

Bull Colour	5
Inner Colour	4
Outer Colour	3

The Expert Aussie Field Round

The Expert Aussie Field Round shall consist of 20 official circular Aussie Field Round target faces. The number of arrows shot at each target shall be as follows:

Series 1 Target	1 arrow
Series 2 Target	2 arrows
Series 3 Target	3 arrows
Series 4 Target	4 arrows
Series 5 Target	5 arrows

Scoring for the Expert Round shall be:

Bull – Inner Ring	5
Bull – Outer Ring	4
Inner Colour – Inner Ring	3
Inner Colour – Outer Ring	2
Outer Colour – Inner Ring	1
Outer Colour – Outer Ring	1

The maximum possible score for both the Standard Round and the Expert Round is 300.

Rule 5. Target Faces: Target faces for the Aussie Field Round are based on the ABA Animal Round, in as much that the size of the Bull, Inner and Outer colour score rings are that of the A,B, and C Zones of the animal faces. Official Targets will be used for all official shoots of the Aussie Field Round. Target faces are available from Action Graphics.

Rule 6. Shooting Style Divisions: Whilst the Aussie Field Round is able to be shot according to both the ABA and I.F.A.A. divisions, and choice of division is essentially at the discretion of the shoot organisers, where either Aussie Field Round is included as a Shoot of the Official Shoot Calendar, then the I.F.A.A. Divisions will be used.

An official shoot of the Aussie Field Round may comprise either 2 rounds of the Standard Round, or 2 rounds of the Expert Round, or 1 round each of the Standard and Expert Rounds.

The Aussie Field Round is not able to be used for Grading purposes.

National Indoor Round

Rule 1. General Rule: All principle provisions of the ABA Inc. National Field Archery Round shall apply with the addition of:

Rule 2. Definitions: A round shall consist of 4 Games (or ends) of 5 arrows each. A minimum break between games shall be five minutes.

Rule 3. Targets and Distances: A minimum of 4 target butts shall be provided. Distance between target butts, from the centre of the shooting lanes, shall be a minimum of 2.4 metres.

Each round shall consist of the following targets set at the distances indicated, for each game in order.

Game	Target	Distance
1 Series	1	7 metres
2 Series	2	12 metres
3 Series	1	9 metres
4 Series	2	15 metres

Target butts shall be numbered from left to right, as the shooter faces the target. The centre of the target shall be set at a height of 1.2 metres above the floor/ground.

Rule 4. Scoring: As for ABA Field Round.

Rule 5. Range Captain: The Range Captain shall be responsible for safety on the indoor range and shall exercise control of the shooting line. Indication shall be given by the Range Captain for the commencement of shooting and cessation of shooting for each game.

A maximum period of five minutes shall be allowed for each game.

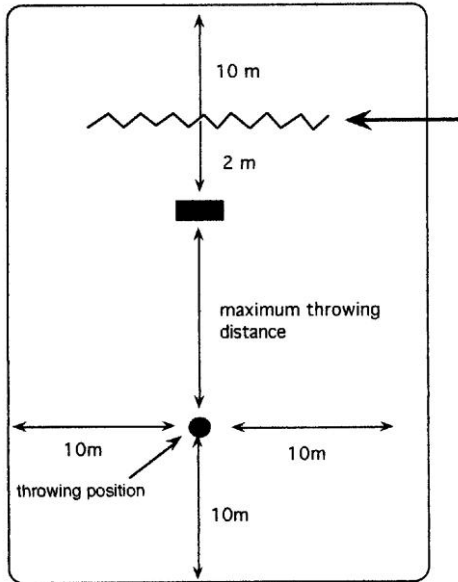
All arrows shot before (other than for one practice end) or after the time allowed for each game shall not be counted for scoring purposes.

No person, other than at the Range Captain's discretion, shall be permitted forward of the shooting line during Games and no spectator shall be closer than 10 feet behind the shooting line.

Knife Throwing

Rule 1. Throwing Area

The throwing area shall be to the following plan and description:



Earth bank or suspended carpet/alternative to a height of 1 metre above the height of the butt.

Note: Distances are the minimum prescribed

If a 30m safe area provided behind the butt the safety back-drop may be deleted from the layout.

Where more than one target butt is used a minimum of 12 metres shall be provided between each butt. The throwing range shall be clear of all obstacles, and its

boundaries shall be identified by a rope or similar fence.

The Range Captain and no more than one competitor shall be permitted inside the throwing area while throwing is in progress.

All spectators and competitors shall remain outside the throwing area.

The Throwing Range Captain shall be responsible for safety on the throwing range, and shall exercise control of the throwing line.

Rule 2. Equipment

All competitors must own the knife being thrown.

All knives are not to exceed a maximum overall throwing length of 350mm

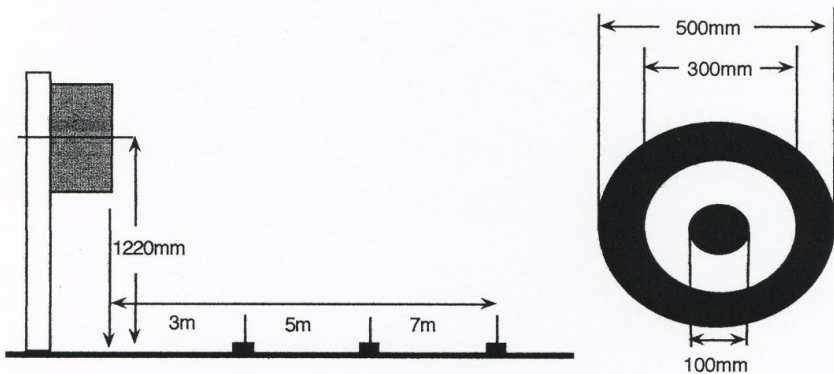
and a maximum width at their widest point of 50mm. No double ended blade knife is permitted.

Rule 3. Targets and Distances

Target butts shall be of suitable material to be able to hold a blade. End grain timber is preferred. The target centre shall be set at a height of 1220mm from the ground/floor.

The scoring areas of the target face shall comprise a centre ring (or bull) of 100 mm diameter, an inner ring of 300mm diameter, and an outer ring of 500 mm diameter.

Throwing position distances shall be 3, 5, and 7 metres, respectively.



Rule 4. Scoring

Scoring shall be 5 for the centre or bull ring, 3 for the inner ring, and 1 for the outer ring.

Rule 5. The Throwing Round

The competition consists of 4 throws at a minimum of 7 metres, 3 throws at a minimum of 5 metres but less than 7 metres, and 3 throws at a minimum of 3 metres but less than 5 metres.

The competition consists of 2 rounds however only the top 5 scores from the first round move through to the second round.

The competitor will be allowed 1 practice throw from whatever distance they prefer.

The competition will begin with 3 qualifying throws at a minimum of 7 metres, the competitor needs to score at least 1 point from these 3 throws. If that is achieved they will continue to take their total 4 throws and the score will be allocated from these 4 throws. If no score is achieved from the first 3 throws then the competitor is out of the competition.

The qualifying competitor then moves forward to a minimum of 5 meters and takes their next 3 throws. Then forward to a minimum of 3 metres to complete the round.

The scores of both rounds shall be totaled to determine the winner of the competition. In the event of a tie, the competitors involved shall participate in a sudden death throw-off from the 7 metre position, until a winner is determined.

Rule 6. Divisions

There will be 4 divisions. Male, Female, Junior, Senior, but these may be altered at the discretion of the shoot director depending on competitor numbers. Junior age limits will be as per our ABA grading system. There will be no Cubs they will compete as Juniors.

Senior Male rounds are as allocated in the rules of throw.

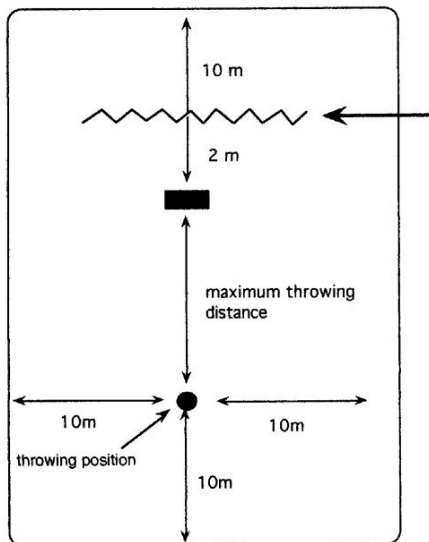
Junior Male, Senior and Junior Female in both the Tomahawk and Knife competitions will have the 5 metre marker as their maximum throwing distance. They will throw 5 throws from a minimum of 5 metres and 5 throws from a minimum of 3 metres and a maximum of 5 metres.

The qualifying rules will be the same as rules of throw however they will use the 5 metre marker as their starting marker, otherwise all other rules apply.

Tomahawk Throwing

Rule 1. Throwing Area

The throwing area shall be to the following plan and description:



Earth bank or suspended carpet/alternative material to a height of 1 metre above the height of the butt.

Note: Distances are the minimum prescribed

If a 30 metre safe area is provided behind the butt, the safety back-drop may be deleted from layout.

Where more than one target butt is used a minimum of 12 metres shall be provided between each butt.

The throwing range shall be clear of all obstacles, and its boundaries

shall be identified by a rope or similar fence.

The Range Captain and no more than one competitor shall be permitted inside the throwing area while throwing is in progress. All spectators and other competitors shall remain outside the throwing area.

The Range Captain shall be responsible for safety on the throwing range, and shall exercise control of the throwing line.

Rule 2. Equipment

All competitors must own the tomahawk being thrown. All tomahawks must be suitable for throwing. No half or full axes are permitted.

All tomahawks are to have one (1) primary or main blade only; however a small balancing blade opposite the primary blade is permitted. The Primary Blade must be easily distinguishable from the balancing blade. Only the

primary blade will score.

The length along the cutting edge of the primary blade shall not exceed 100 mm in length.

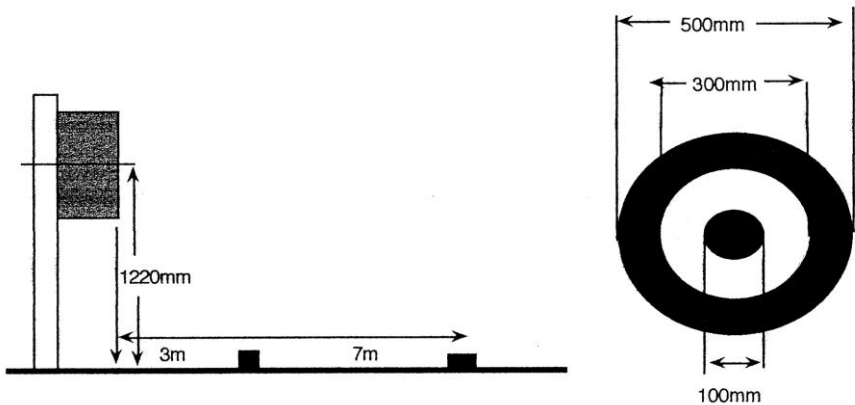
Rule 3. Targets and Distances

Target butts shall be of suitable material to be able to hold a blade. End grain timber is preferred. The target centre shall be set at a height of 1220 mm from the floor / ground.

The scoring areas of the target face shall comprise a centre ring (or bull) of 100 mm diameter, an inner ring of 300 mm diameter, and an outer ring of 500 mm diameter.

The centre (or bull) ring and the outer ring should be coloured dark (black), and the inner ring, light (white).

Two throwing distances shall be used, which will be a minimum of 3 and 7 metres, respectively.



Rule 4. Scoring

Scoring shall be 5 for the centre or bull ring, 3 for the inner ring and 1 for the outer ring.

Rule 5. The Throwing Round

The competition consists of 5 throws from a minimum of 7 meters and 5 throws from a minimum of 3 meters but under 7 meters.

The competition consists of 2 rounds however only the top 5 scores from the first round move through to the second round.

The competitor will be allowed 1 practice throw from whatever distance they prefer.

The competition will begin with 3 qualifying throws at a minimum of 7 metres, the competitor needs to score at least 1 point from these 3 throws. If that is achieved they will continue to take their total 5 throws and the score will be allocated from these 5 throws. If no score is achieved from the first 3 throws then the competitor is out of the competition.

The qualifying competitor then moves forward to a minimum of 3 meters and takes their next 5 throws to complete the round.

The scores of both rounds shall be totaled to determine the winner of the competition. In the event of a tie, the competitors involved shall participate in a sudden death throw - off from the 7 metre position, until a winner is determined.

Rule 6. Divisions

There will be 4 divisions. Male, Female, Junior, Senior, but these may be altered at the discretion of the shoot director depending on competitor numbers. Junior age limits will be as per our ABA grading system. There will be no Cubs they will compete as Juniors.

Senior Male rounds are as allocated in the rules of throw.

Junior Male, Senior and Junior Female in both the Tomahawk and Knife competitions will have the 5 metre marker as their maximum throwing distance. They will throw 5 throws from a minimum of 5 metres and 5 throws from a minimum of 3 metres and a maximum of 5 metres.

The qualifying rules will be the same as rules of throw however they will use the 5 metre marker as their starting marker, otherwise all other rules apply.

Guidelines for Safe Use of Practice Butts

In the conduct of official ABA Shoots, the following Rules shall apply for the safe use of Practice Butts. Where a field range is provided for practice, the safety provisions of the Rules for the ABA National Round shall apply.

1. The host Club will provide a member to act as a Practice Butt Captain control the use of the Practice Butts.
2. Practice Butts will be controlled by the use of a whistle which will be provided by the host Club.
3. The Practice Butt Captain (at the discretion of the Shoot Director) has authority over the operation of the Practice Butts and his/ her word is final.
4. The Practice Butt Captain may limit the time and number of arrows which may be shot.
5. If there are more shooters than space on the shooting line, the Practice Butts will be shot in relays. Arrows may be collected after each relay.
6. When collecting arrows a reasonable time will be allowed to find lost arrows, but those people looking for them must not keep others waiting unduly.
7. Juniors and Cubs have as much right as adults on the Practice Butts. Show them courtesy and teach them the same.
8. No person is to start shooting until the Practice Butt Captain blows his/ her whistle once.
9. No person is to continue shooting after the Practice Butt Captain blows his/ her whistle twice.
10. If the Practice Butt Captain blows his/her whistle **THREE TIMES** all shooting must stop immediately. This is for immediate safety and danger reasons only.
11. All ABA Rules must be followed at all times while using the Practice Butts.
12. These rules are to apply during the times the Practice Butts are declared open.
13. The Practice Butt is closed during the duration of a round and may only be used during that time to rectify major gear failure at the

discretion of the Shoot Director.

14. The Practice Butts will be closed 15 minutes prior to the assembly time or as nominated by the Shoot Director.

Bow Check Policy

Prior to an Official Shoot, all equipment shall be checked by the Shoot Director and/or delegates to ensure that equipment complies with the requirements and that the equipment is in good order and repair.

Who can complete a Bow Check?

The Shoot Director is the sole person responsible for the administration of bow checks.

The Shoot Director has the prime responsibility for selecting appropriate personnel for completing bow checks.

Bow checks should be completed, where possible, by an accredited coach or senior archer with a good understanding of the requirements of safety and bow division equipment.

Elements of Bow Check

1. To ensure that an archer's equipment complies with basic safety requirements. This includes, but is not limited to, inspection for faulty limbs/laminations, missing circlips, frayed strings and/or cables,
2. To ensure that an archer's equipment complies with the equipment specifications for the division that they intend to shoot.

On successful completion of the Bow check the archer will be presented with a receipt that he/she has successfully completed the Bow Check requirements. This may include an indicating adhesive (sticker) attached to the archer's equipment or the signature of the 'bow checker' on the archer's registration or score card. It is this 'receipt' that the archer requires showing they have completed bow check successfully.

Actions following Failure at Bow Check

1. Should an archer's equipment fail any **safety** element of bow check, the bow checker must not complete the bow check or provide a "completed bow check receipt". The bow checker must request the archer complies with the safety requirements and then resubmit the bow for rechecking. Wherever possible, in the case of multiple bow

checkers, the bow must be presented to the same bow checker. Bow checkers must note which archers they have 'failed' to ensure correct resubmission.

2. Should an archer's equipment fail any element of a "compliance with division" check then the bow checker will explain to the archer the reasons for the 'failure' and provide the archer with two options:
 - a) the archer should change the equipment so that it complies with the division required, or,
 - b) the archer should change to a division for which his/her equipment complies

Requirements for Bow check

All archers **must** present their equipment, including arrows, for bow check. It is a mandatory requirement to compete in any competition that an archer's equipment has successfully completed an official bow check.

An archer that has not completed a satisfactory bow check shall be disqualified from the competition.

It is solely the responsibility of the archer to comply with the bow check requirements.

Should an archer experience equipment failure during the competition and chose to change his/her bow or arrows, these must be presented to the Shoot Director, or his delegate, for bow check.

Note: Successful completion of bow check does not safeguard an archer from protest in relation to the equipment he/she is using.

It is always the responsibility of the archer to ensure that the equipment that they use is safe and complies with the rules and regulations of the Australian Bowhunters Association or the International Field Archery Association as required.

Grievances

Should an archer present for bow check and be dissatisfied with the outcome of the bow check they may present their equipment to the Shoot Director for

further scrutiny. The Shoot Director shall ensure that they communicate with the 'bow checker' to ensure they understand the reasons for the failure.

The Shoot Director has the final decision as to whether equipment complies or non-complies with the Rules for Shoot.

Bow Check Equipment:

It is important that the personnel completing the bow checks have the correct equipment to ensure that they are able to complete the checks accurately and professionally. The following is a list of essential equipment with which to complete bow checks:

- Bow square
- Ruler that measures inches and centimetres (at least 12 inches)
- A tape measure
- Notebook
- Pen/pencil
- Stickers/dots for indicating completed bow check
- IFAA Rule Book
- ABA Rule Book

Rules for Amateur Status

1) Principle

The principle of these rules is to maintain ABA Inc. philosophy of free competition and equal participation.

2) Definitions

2.1 These Rules for Amateur Status will apply to all competitions, irrespective of the format of the game, conducted under the auspices of the Association and to all members of the Association, as a principle element of membership. Ignorance of these Rules shall not be a defence in the case of a breach of these rules.

2.2 All competitors, men and women, who observe and abide by the Associations

Rules, and who have not received any financial rewards or material benefit in connection with his or her sports participation except as provided herein, shall be amateur competitors, except those who have:

- a) Been registered as professional athletes or professional coaches within the ambit of the Association's defined purpose;
- b) Signed a contract as a professional athlete or coach in this sport;
- c) Accepted without the knowledge of the Association material advantages for their preparation or participation in sports competition;
- d) Allowed their person, picture or sports performance to be used for advertising, except where the member has notified the Association of a contract for sponsorship;
- e) Carried advertising material on their person or clothing, other than for manufacturer's trademarks, logos on equipment or clothing as addressed herein except where the member has notified the Association of a contract for sponsorship;

3) An Amateur may

3.1 earn his/her living either wholly or in part as an employee or owner of a bona fide archery business, provided he/she does not use his/her name, image or shooting ability to benefit the business; provided further that such

prohibition on the use of name, image and shooting ability may be set aside by the Association, upon application by the member, subject to negotiation of appropriate terms;

3.2 be paid reasonable expenses for teaching archery to novices/cubs;

3.3 be provided financial and/or goods and services assistance for preparation, travel and participation in the Sport, whether by grant, sponsorship or other means, provided that all such assistance, irrespective of its source, has been notified to the Association, and subject to:

- a) assistance includes the purchase of and equipment used for the participation in the Sport at purchase prices not available to all Association members;
- b) requests for assistance, by a member to any source, shall be in a written format and provide detailed estimates of costs; a copy of such written request shall be forwarded to the Association at the time of seeking approval of the Association of the assistance;
- c) such assistance shall advise the stated purpose of assistance provided, and where stated shall not be used for any other purpose unless approved by the person/body providing such assistance.

3.4 compete for competition Awards and competition prizes, including cash awards and prizes which may be retained by the member, subject to:

- a) the prior approval of the President or Executive Director of the Association; and
- b) competitions are authorised as Association activities;

3.5 may allow their person, name, picture or performance to be used for advertising, as a requirement of a sponsorship arrangement, provided that such sponsorship and requirement has been notified to the Association.

Members may wear sponsor/s advertising on competition clothing, as provided at 4.1, in addition to any normal manufacturer trademarks of the article worn, provided such requirement has been notified to the Association.

Members may have sponsor/s advertising on their personal and technical equipment (bows, bags etc.) in addition to the items' normal trade mark.

3.6 All monetary awards, grants, sponsorships, assistance and competition awards/prizes, irrespective of value or source, must be notified by the member to the Association.

3.7 Sponsorship of competition fees is not permitted.

3.8 **Subject to that the advertising material shall conform to the following requirements:**

3.9 advertising material of sponsors may be carried or worn by competitors participating in tournaments

3.10 normal manufacturer's trademarks on clothing and personal technical equipment (i.e. bows and arrows etc.) are permitted

3.11 other equipment or cases, bags etc. carrying trade advertising shall not be taken onto the field course;

3.12 the emblem, flag and/or name of the competitors' country or Association may be worn on uniforms and/or shooting clothes without restriction as to size or shape, unless otherwise specified by IFAA or the Association;

3.13 commercial facilities and sponsors advertising signs except as detailed in sections 4.1, 4.2, 4.3 above shall not be permitted on the field course, and are confined to non-competition areas, provided that one (1) sponsor advertising sign may be located adjacent to each target of a field range, subject to:

- a) the overall size of each such sign shall not exceed 1.5 square metres;
- b) the sign shall not be placed on the target face or target butt, or butt back stop;
- c) the sign shall not impede, to any extent, a competitor's vision of the target, nor shall the sign hamper in any manner the competitor's preparation for the shot;
- d) the sign shall not be placed at an angle to arrow flight path so as to create an unacceptable ricochet deflection trajectory;
- e) Ideally, the sign shall be erected adjacent to the shooting position for the target.

All such signs shall be provided by the advertiser and no such sign shall be erected on any field range except where an appropriate fee has been paid by

the advertiser to a Club, in the case of Club ranges, or to the event organisers, in the case of a particular event.

The Club, or event organiser, shall notify the Association of the range sponsorship and the intention to erect such signs and shall certify that all conditions for such signage have been complied with.

3.14 An official competition emblem, including the name of the venue, and the name of the competition sponsors may be shown on:

- a) competition clothing by temporary fastening on back of clothing, or competition equipment
- b) competition officials' clothing
- c) commercial facilities and equipment
- d) score cards

provided that such emblem, name, mark etc., shall be limited to sizes prescribed for each particular use, as defined herein.

4) Responsibility

It shall be the member/s responsibility to become fully conversant with the Rules for Amateur Status and to comply, in all respects, with the provisions of such Rules. It shall also be the member/s responsibility to notify, where such notification is required, the designated Association authority of any and all assistance/benefit gained for the preparation and participation in the Sport.

Notification shall be in the form as shown at Annexure 1 to these Rules.

Ignorance of the provision for Amateur Status shall not be a defence for failure to comply with such Rules.

5) Definition of a Professional

These rules should be read in conjunction with "Professional Rules"

6) Appeal

Any member, who considers himself/herself aggrieved by a decision of application of the Rules for Amateur Status may appeal the grievance, as provided by Section 19(c)(v) of the Constitution of the Association.

7) **Exclusions**

- a) A sponsored member shall not coach for any sponsor except where the member is an accredited coach and where such coaching activity has been authorised by the Association. In such cases, the sponsor shall indemnify the Association against any and all actions which may arise from such coaching activities.
- b) A sponsored Cub shall not provide any service to the sponsor for such sponsorship.
- c) A Cub shall not compete for cash prizes of any amount.
- d) Association Branches and member Clubs shall not offer cash prizes in any official Association competition, or in any Association sanctioned competition, except where such prizes have been formally approved by the National Executive.

The Association's Rules for Amateur Status is essentially a matter of notification of assistance. Compliance with notification requirements rests with the member and not the sponsor. The simplicity of the process negates any grounds for failure to comply with these Rules.

Form of Notification of Sponsorship

The Executive Director
Australian Bowhunters Association Inc.
PO Box 5124
BRENDALD QLD 4500

Dear Sir

Re: Notification of Sponsorship

Please be advised that, I
ABA Number
Have accepted a sponsorship from

The sponsorship is for: (place X in box if applicable)

- Funding assistance
- Equipment
- Clothing

Note: The purchase of equipment at a reduced price, not available to other Association members or to the general public, is a sponsorship within the meaning of these rules.

In terms of the sponsorship: (delete that not applicable)

- I **am/am** not required to permit the sponsor the use of my person, name, picture or performance for advertising purposes.
- I **am** required to wear sponsor's advertising on competition clothing, and I certify that sponsor's logos/signage etc. complies with sizes prescribed by the Amateur Rules; **or**
- I **am not** required to wear sponsor's advertising on competition clothing.
- I **am/am not** required to perform services for the sponsor (if required state services required to perform)

Member's signature and date

Professional Rules

Intent: The Professional Division rules are intended to provide an opportunity for Professional archers to compete in fair competition between like-minded individuals within the rules and by-laws of the Australian Bowhunters Association's games and activities.

Application: In no way should the Professional Division disadvantage the activities or rules and by-laws of the Amateur archers or the standing of the Australian Bowhunters Association Inc.

These rules should be read in conjunction with:

- a) Rules for Amateur Status
- b) ABA National Field Round.

Professional Division status will be applicable to all competitions held under the umbrella of ABA Inc. This includes, but is not limited to, all ABA paper, 3D, Indoor and IFAA events.

Definition: A professional archer shall be defined as an archer who satisfies one or more of the following criteria:

- a) One who proclaims himself or herself as a professional.
- b) Anyone who competes for a professional pot or award at any tournament, other than as prescribed for an amateur, or
- c) Anyone who competes for cash or prizes in any event which has not been sanctioned by the Association for member's participation, or
- d) An amateur who fails to comply with the provisions of Amateur rules.

Eligibility: An archer may apply to the Association for Professional status provided that:

- a) ABA Inc. is notified in writing, with signature, of the archer's intent to become a professional. A minimum of thirty (30) days' notice is required before coming into effect.
- b) The archer has been a member of ABA for a minimum of one year.

- c) The archer has been a member of good standing.
- d) Only adult archers above the age of 17 years are eligible for Professional status. No Junior or Cub archers are permitted to participate in professional competition.
- e) International Archers, whether they have been granted professional status within their own country or not, shall not be permitted to compete in Professional competition without permission, or invitation, by the National Executive. Such permission/invitation must be received in writing prior to the event.

Fees: All Professional archers shall pay the Annual Renewal fees and Competition entry fees as required by all members of ABA Inc. and in conjunction to this will be required to pay:

A nomination fee appropriate to the standing of competition, that is, competition nomination fee plus:

\$50.00	at Branch Level
\$75.00	at State Level
\$100.00	at National Level

Five percent of the total Professional Purse fee shall be held by the appropriate level host body (Branch or National) to assist with administration purposes. Revision of appropriate nomination fees shall be at the discretion, and responsibility, of the National Executive.

Should there be less than three (3) archers, no Professional Nomination fee shall be required or a purse competed for.

Association Branches and member Clubs shall not offer cash prizes in any Official competition, or in any Association sanctioned competition, except where such prizes have been formally approved, in writing, by the National Executive.

Without exception, Membership fees and Association funds shall not be used as part of a Professional Purse.

Distribution of the Purse: The Purse shall be the total amount of the combined professional fees less the 5% administration fee.

Distribution of the purse amount, according to participant numbers, shall be:

- a) Three competitors - First 70% and Second 30%
- b) Four or more competitors - First 60%, Second 25% and Third 15%

Shoot Divisions and Grades:

- a) There shall be only one shoot division in the Professional Division – Unlimited. This may be divided between Men’s and Women’s Divisions at the discretion of the Shoot Director.
- b) There must be a minimum of three (3) competitors for a Professional Purse to be offered.
- c) In the event of there being less than three (3) competitors in the Professional Division; it shall be at the discretion of the Shoot Director whether a trophy/medal is awarded.
- d) Provision of a Professional Division, irrespective of the number of competitors, shall be solely at the discretion of the Shoot Director or National Executive.

Key Points:

- a) The thirty (30) day notice comes into effect once the written application is received by either Vice-President Field Division or the Executive Director
- b) Rules pertaining to sponsorship shall be as for those contained in Addendum 4: Rules for Amateur Status
- c) The Executive Director, Vice President Field Division, National Score Recorder and National Membership Secretary shall keep accurate records of those eligible to compete in the Professional Division.
- d) Professional Membership cards shall be issued to all eligible archers and these cards must be shown when requested.
- e) The onus and responsibility for registration shall rest solely with each individual member.
- f) Members of the Professional Division shall not actively seek to recruit members to the Professional Division.

- g) All Professional Division awards shall be prior to all other awards being presented at Official Tournaments.
- h) Professional shall not be graded but may be ranked within the National Ranking System.
- i) Professionals are not eligible for selection to any Branch, State or National Team and shall not be eligible for any Association funding assistance.
- j) A copy of the approved guidelines shall be issued to members prior to acceptance of registration as a Professional, or on request from a member considering entering professional ranks.
- k) All onus relating to income earned and professional purse in relation to Australian Tax Law rests solely with the archer.

Responsibilities:

- a) It is the total responsibility of the archer to be conversant with the rules of ABA Inc. in relation to all activities pertaining to the Professional Division and the conduct of Official Shoots held under the auspices of the ABA Inc.
- b) Professional Archers shall only nominate in their respective professional division in all events. Failure to do so shall be grounds for immediate expulsion from the Association.
- c) Professional archers must indemnify Australian Bowhunters Association Inc., and its Officials, against any loss of income.
- d) A professional archer will always conduct themselves in a manner appropriate to the advancement of the sport of archery and as an ambassador of ABA Inc.
- e) A professional archer will always compete within the rules and by-laws of the Australian Bowhunters Association Inc.

Reverting to Amateur Status: A professional archer may apply to the Association for restoration of Amateur status. Application must be in writing, with signature and stating reasons, as to why reversal should be granted. Restoration to Amateur status shall be granted on one occasion only.

Policy for Non-ABA Member Participation

The promotion of archery is a fundamental element of the philosophy of the Australian Bowhunters Association

In an effort to promote “better understanding” of the Australian Bowhunters Association, and its games, participation is invited for members of recognised archery associations to ‘join in’ the games and activities of the ABA.

This invitation is made on the provision that:

- a) Only financial members of recognised archery associations will be permitted to participate under these rules; hereafter these archers shall be known as a “Visiting Archer”.
- b) A Visiting Archer wishing to participate must be a current financial member of the ‘recognised association’ and must produce a current membership card to the Shoot Director. The Shoot Director shall have the final decision as to the Visiting Archer’s participation in the activity.
- c) A Visiting Archer must pay the appropriate entry fee to participate in the activity. This will be equal to the entry fee paid by an ABA member to enter the competition.
- d) In paying the appropriate entry fee the Visiting Archer agrees to abide by all of the Rules, By-Laws and Policies of the Australian Bowhunters Association and, furthermore, agrees to abide by the rulings, directions and decisions of the Shoot Director. This includes ‘Bow Check’ and using equipment that complies with the ABA Rules.
- e) A Visiting Archer may participate in the chosen activity but cannot compete in any competition. The Visiting Archer is not eligible for any trophies, medals, prizes or prize money associated with the activity.
- f) The addition of a “Participant Division” to a competition’s Shoot Divisions is not permitted.
- g) Wherever possible, a Visiting Archer should be placed in a shoot group under the guidance of a senior archer.
- h) A Visiting Archer that contravenes the rules and policies of the association or fails to comply with the directives of the Shoot Director

shall be disqualified from further participation on the day and may, at the discretion of Vice President Field Division, be ineligible from future participation in any ABA activities.

- i) These guidelines shall be applicable to all levels of Australian Bowhunters Association Inc. activities including National, State, Branch and Club shoots and tournaments.

NB: Currently “recognised associations” are Archery Australia, 3D AAA and Traditional Archery Australia only.

Each National Archery Association (defined as those represented on the Board of the Archery Alliance of Australia) have clear rules that insist that anyone shooting at a club or in a tournament **MUST** be a member of the respective association, but one area of cooperation between the three National Associations (AA, ABA and 3D AAA) is the introduction of Cross Participation that allows members of one Association to participate in nominated tournaments of the other two Associations as published in Archery Action and on the web sites of the respective Associations.

Therefore AA, ABA and 3DAAA members are able to participate in nominated Cross Participation tournaments of their fellow Associations, but will not be eligible for awards or medals unless they are direct members of that organisation.

The individual Association Director and/or Shoot Director has the final decision on the cross participant archers participation in the activity. Further, the cross participation policy is not to be used by a suspended member of any of the three National bodies as a means to circumvent the cross participation policy.

Additionally, each of the three National Associations has a visiting/probationary archer policy in place which allows a non-member of any Association or a member of one Association to visit a Club of one of the other two Associations as a Temporary Member. Such visitors will be subject to the requirements of each of the three National bodies and/or clubs thereof.

Other Relevant Policies

Smoking Policy: Smoking, including the use of electronic cigarettes, is banned on all ABA controlled ranges, except where the club **is able** to provide a suitable ‘smoking area’ with suitable extinguishing trays and away from eating areas. Not all clubs may be able to provide this area due to local rules (local bans for example). ABA controlled ranges include Branch, State and National shoots.

Smoking is further prohibited in an area within 10 metres of the clubhouse and practice areas.

A competitor who continues to disobey these rules will be asked to leave the range or area concerned and suitable action taken. This could include exclusion from the competition.

Mobile Phone Policy: All mobile phones are banned from being carried upon all ABA ranges at Branch, State and National level events held within Australia.

A competitor found with a mobile phone on such a range during competition will be dealt with as if they were carrying a range finding device, therefore would be dealt with by the Shoot Director and may be disqualified.

Even if a competitor is only carrying the mobile phone without exclusive permission from the Shoot Director, they may be dealt with as if carrying the device for range finding.

It is understood that there may be medical reasons or pressing needs to be contactable during a competition, these requests will be dealt with on merit by the Shoot Director.

Dog Policy: Dogs are restricted from being in attendance at ABA Clubs/Ranges/Camping Areas etc. whilst the club range is being controlled by ABA Branch or National Body. Basically dogs are banned from being within the club’s boundaries at Branch, State and National ABA shoots.

Serviced dogs (Guide dogs for example) and the like are exempt from this policy. A minimum requirement for “service” dogs is:

- a) A general practitioner’s (doctor) letter confirming need and
- b) A specialist’s (psychologist etc.) letter confirming need and

c) Proof of registration as a service dog

These documents are required to be presented to the Shoot Director in order to allow a decision to be made.

The Shoot Director/Branch Controller must be contacted prior to each event and must be informed of the situation. The onus of proof that the animal is required to be with the person will rest with the owner/person in need. The Shoot Director's decision shall be final.

Shooting with Parents Policy: Cubs and Juniors are permitted to shoot with their parents in all levels of Official Competition.

This will be permitted with the following provisions:

- a) That there must be an independent Group Captain responsible for the direction of the group
- b) Only one parent and child from a family may be in the same group
- c) Parents are responsible for the behaviour of their child
- d) Requests for parents to accompany children must be made at the time of registration

All Branches and Clubs are encouraged to implement programs which will afford Cubs and Juniors the opportunity to acquire the skills to enable them to compete without parental support.

Protest Policy: At all ABA sanctioned Tournaments, a Protest Committee will consider and rule on all disputes and protests submitted at those tournaments.

Protests will be submitted in writing, no later than one hour after completion of the day's shooting. Notice of intention to hear a protest will be made immediately after the archer filing such protest has completed the days shooting. All particulars of the protest, witnesses to the incident, reason for the protest being filed, will be contained in the written protest.

A protest fee of \$50 AUD will accompany all protests at the time of filing.

The Protest Committee will consist of the Shoot Director as Chairperson and include one National/Branch Executive member and one experienced senior archer from within the shooting ranks. This shooter must not be a person who is involved in the protest in any way.

Protest Procedures

1. Only breaches of Rule 6 (Competition and Shooting styles following forward), 9, 12, 13, 16 and Definitions 1 to14 and the ABA Code of Conduct (as appears on the following page) may be subject to a protest and only these items can be considered by a Protest Committee. Course layout for example cannot be protested. All other problems may be referred for a resolution to the Shoot Director.
2. No person may file a protest for another; the person submitting the protest must be the injured party.
3. No Cub archer may file a protest.
4. No other person other than those mentioned herein may sit in on the protest meeting.
5. If the protest is upheld, the protest fee shall be returned. If not upheld, the fee shall go to the Treasurer for deposit into the appropriate Association account.
6. The Protest Committee shall observe the rules of natural justice by allowing each relevant party a reasonable opportunity to hear and to question all matters presented to the committee. The Protest Committee shall seek an equitable outcome to accord with the wording and intent of the ABA Rules and Policies. This outcome may range between permitting (for example and without restriction) the repeat shooting of a target or two; allocation to another shooting style; cancelling all or part of a score for one or more days; rescinding the competitor's entry and/or the reporting of an archer to ABA.
7. The decision of the Protest Committee is to be given in writing and following it being read to the Protestor and if appropriate published more widely, it is to be forwarded to the Executive Director for information. The Protest Committee's decision is not subject to appeal at law nor is it binding on ABA.

Anti-Bullying and Harassment Policy: This document contains Anti-Bullying and Harassment Policy and Procedures and is designed to provide clear guidance and procedures for dealing with bullying and harassment in archery activities delivered directly by the Australian Bowhunters Association Inc.

Statement of Intent: The Australian Bowhunters Association Inc. is committed to providing a caring, friendly and safe environment for everyone so they can participate and enjoy the sport in a relaxed and secure atmosphere. It is the policy of ABA not to tolerate bullying and harassment in any form. It is the right of everyone to participate in the sport without fear of harassment or bullying. If bullying of any kind does occur everyone should be able to tell and know that incidents will be dealt with promptly and effectively.

What is Bullying and Harassment? Harassment causes distress and anxiety. It is uninvited, may be personally offensive and is always unwelcome; it can be detrimental to all aspects of people's lives. Bullying can be defined as being offensive, abusive, intimidating, malicious or insulting behaviour; abuse or misuse of power or unfair sanctions.

Bullying and Harassment can be:

Emotional: being unfriendly, excluding (emotionally and physically), sending hurtful messages, or tormenting.

Physical: pushing, kicking, hitting, punching or any use of violence.

Racist: racial taunts, graffiti, gestures.

Sexual: unwanted physical contact or sexually abusive comments.

Homophobic: because of, or focusing on the issue of sexuality.

Verbal: name-calling, sarcasm, spreading rumours, teasing.

Cyber: All areas of the internet, such as email and internet chat room misuse and mobile threats by text messaging and calling.

What to do if you are being bullied:

- Talk to someone you can trust, a parent, coach, friend or relative
- Be persistent. If the first person you talk to ignores you don't give up, speak to someone else
- If you can, write down everything the bullies have done or said to you, and try to write how you feel. Witnesses are important; if you have been bullied or harassed in front of other people get their names. When you have found someone you can trust and who is helpful, discuss what you have written with this person.

What not to do:

- Don't try to deal with the problem on your own – there is nothing wrong in asking for help.
- Don't be physically aggressive towards the bullies – you might end up being accused of bullying yourself
- Don't believe the lies that the bullies tell you
- Don't hide what is happening from the people you trust. Keeping things secret is the bullies biggest weapon against you

Why is it Important to Respond to Bullying and Harassment? Bullying and harassment hurts. No one deserves to be a victim of bullying. Everybody has the right to be treated with respect. Individuals who are bullying or harassing need to learn different ways of behaving.

Objectives of this Policy

- All members, participants, coaches, volunteers and parents/carers should have an understanding of what bullying is.
- All members, participants, coaches, volunteers and parents/carers should know what their club policy is on bullying and what they should do if bullying arises.
- The Australian Bowhunters Association takes bullying and harassment very seriously. Everyone should be assured that they will be supported when bullying or harassment is reported.
- Bullying and Harassment will not be tolerated.
- All members, participants, coaches, volunteers and parents/carers should have an appreciation of the signs and indicators of bullying and harassment.

What to Look Out for: A person may show signs or behaviour that he or she is being bullied or harassed. Everyone should be aware of these possible signs and should investigate if a person:

- Says he or she is being bullied or harassed
- Is unwilling to go to their competition or practice sessions

- Becomes withdrawn, anxious or lacking in confidence
- Feels ill before their archery activity
- Becomes distressed and anxious, even stops eating
- Has clothes torn or equipment damaged after their archery/activity session
- Has possessions that go ‘missing’
- Asks for money or starts stealing money (to pay the bully)
- Has unexplained cuts or bruises
- Is frightened to say what’s wrong
- Seem more aggressive and unreasonable than normal
- Attempts or threatens suicide or runs away
- Gives improbable excuses for any of the above

These are signs and behaviours that may indicate other problems, but bullying should be considered a possibility and should be investigated.

Procedures for Dealing with Bullying and Harassment: Report bullying incidents to any member of the National Executive or Branch Management Committee as appropriate.

The National or Branch Officer will then report the incident to the appropriate President, Controller or Shoot Director dependent upon where the incident has taken place. For example, if the incident has taken place at a Branch Shoot the Branch Committee should be informed.

The following are steps that the National/Branch Committee may take:

- Parents/Carers should be informed and will be asked to come in for a meeting to discuss the problem.
- If necessary and appropriate, the Police will be consulted
- The bullying behaviour or threats of bullying must be investigated and the bullying stopped quickly.
- An attempt will be made to help the bullies to change their behaviour.

- If this fails and the bullying continues, the National/Branch Executive will initiate an investigation and possible disciplinary action.
- All coaches involved with the individuals should be made aware of the concerns and outcomes of the process.
- The National Executive shall exercise its powers of Investigation and Disciplinary Action as set out in Section 19 (c) “Administration of Members, Officers and Affiliated Clubs” on pages 26 to 28 of the “Constitution – Australian Bowhunters Association Inc.”

Conclusion: The Australian Bowhunters Association Inc. is committed to the health and safety of its members and enabling them to in their sport in a safe and healthy manner, relying on the commitment and co-operation of all its members. The responsibility for this Policy rests with **all** members. Each and every member is obliged to know the essential elements of this policy and work with National and Branch committees to ensure their own safety and the safety of others who participate in association activities and who may be affected by their actions or omissions.

This policy statement will be reviewed annually and the National Executive will consult with Branch Committees and members as part of this process.

Code of Conduct

The Association has adopted the Code of Conduct of the International Field Archery Association (IFAA). This Code of Conduct shall be in force throughout Australia and operate at all authorised events. Particulars of the Code are as follows:

- a) All tournaments are conducted in accordance with the Rules of the Association [ABA] and in accordance with local law, health and safety regulations. It is the sole responsibility of the archer to inform him/her self about Association's Rules and Policies and local laws and regulations.
- b) The organisers of any event reserve the right to restrict or deny access to the area of the event. The decisions of the Tournament Captain / Shoot Director shall be final in this regard.
- c) Noise from the use of radio sets, CD players or the like as well as the use of mobile phones is not permitted in any part of the competition area.
- d) Behaviour likely to cause confusion, annoyance or nuisance of any kind, is not permitted in any part of the area. Individuals persisting in the use of foul and abusive language may be liable to ejection and possible banning from the area.
- e) It is unacceptable to make any remarks of a racist or sexist nature. Individuals doing so may be liable to immediate ejection and possible banning from the area. In addition, such individuals may be reported to the Association by the Event Organisers.
- f) Any competitor who willfully contravenes the ABA tournament rules or in any other way is found cheating or who acts in any other way of "un-sportsman-like behaviour" may result in immediate disqualification and ejection from the range and associated areas.
- g) It is unacceptable to bully, harass, threaten or intimidate any other individual or group. Violent behaviour is unacceptable under any circumstances. Such behaviour may result in immediate disqualification from the tournament and ejection from the area.

- h) It is not permitted to enter the area whilst in possession of any article or substance which is illegal in terms of local laws, rules and regulations.
- i) Any competitor entering or attempting to enter the archery range within the area whilst in possession of alcohol or whilst drunk, may be liable to immediate disqualification from the tournament, immediate ejection from the area and be reported to the Association.
- j) No smoking will be allowed on the ranges outside those areas designated for smoking. Any competitor smoking outside these designated areas may be liable to immediate disqualification from the tournament and immediate ejection from the range.
- k) All competitors are asked, in the interests of public safety and good order, to comply with all instructions issued by the Range Officials and other official representatives of the tournament host.
- l) All competitors entering the range and associated areas are admitted subject to the above rules and to the Rules and Regulations of the Australian Bowhunters Association. Entry to the range and associated areas shall be deemed to constitute unqualified acceptance of all these Rules and Regulations.
- m) The Association reserves the right for its Range Officials and other official representatives of any tournament to remove from the range and associated areas any person who **does not comply** with the above rules and regulations, or whose presence in the range and associated areas is, or could reasonably be construed as constituting a source of danger, nuisance or annoyance to other Competitors, Officials, Spectators or Visitors. Additionally, disciplinary action may be initiated by the Association for any breach of this Code.